

Partnership for Young London



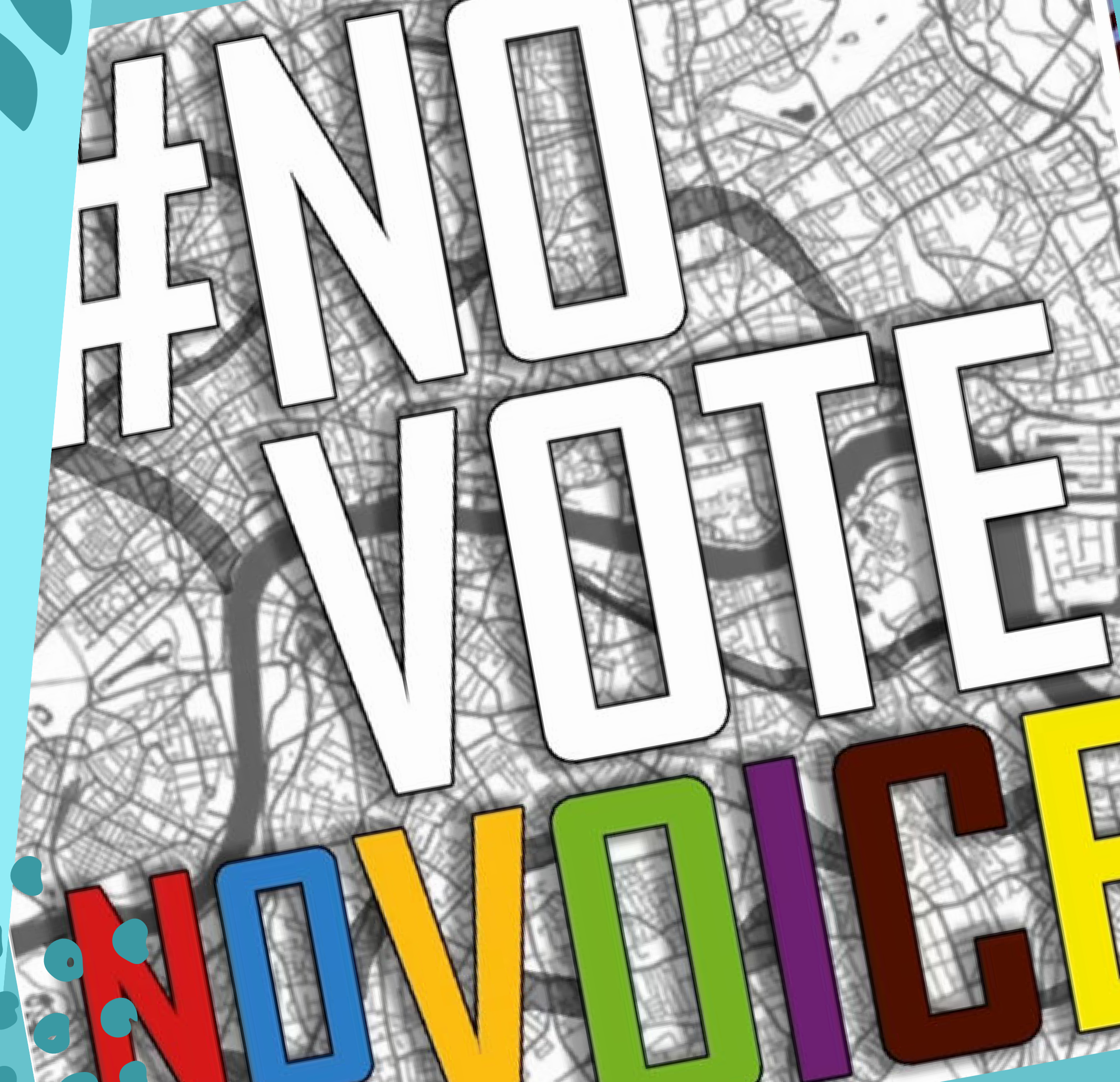
Resource pack

Voter ID and Voter
Registration

SUPPORTED BY

GREATER
LONDON
AUTHORITY

Supported by the Greater London Authority, City
Hall, Kamal Chunchie Way, London, E16 1ZE.
Printed and promoted by Partnership for Young
London, Corporation Of London Guildhall, London
EC2P 2EJ .



Contents

01

Introduction to the Pan London Children in care Council (CICC)

02

Introduction to Our Voice for Care Leavers Project

03

Why is it Important for care experienced young people to vote

04

Overcoming barriers to civic and democratic participation

Contents

05

Your Impact

06

**How to
register/How
to vote**

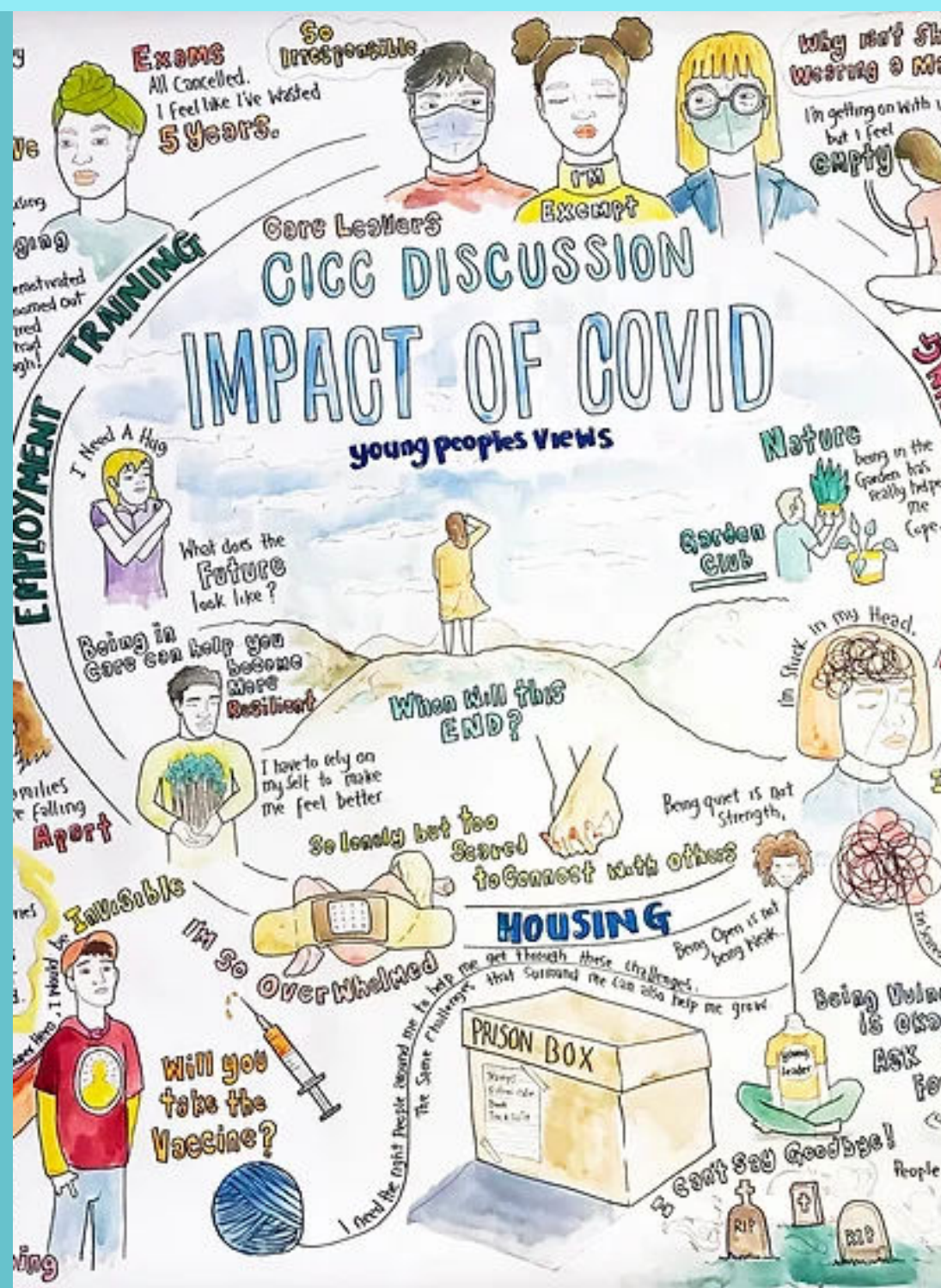

07

**Voter
Authority
Certificate**

08

**Blog , further
resources
and links**

Pan London Children In Care Council



The Pan London CiCC is sponsored by ALDCS (Association for London Directors of Children's Services) with the following key aims:

- To improve the care experience for looked-after children & young people and care leavers across London;
- To improve opportunities to identify common themes and issues across London;
- To enable opportunities to influence policy and services affecting looked after children & young people and care leavers in London;
- To improve young people's skills and confidence through participation.

To find out more;

<https://www.partnershipforyounglondon.org.uk/cicc>

Introduction to Voter ID



Why does Voting matter ?

1

Your experiences are unique and your voice carries weight. Your vote is your way of making sure your perspective is heard, your needs are met and your hopes are acknowledged.

2

Voting is not just a right but your responsibility and an opportunity to influence the course of your life and your community.

3

When voting you are claiming your rightful place in decision making as care leavers. If we want to amplify our voices, what better way than having a stake in shaping policies that affect our lives.

Voting Rights!

To vote in London you need to:

- Be a UK, Irish, qualifying Commonwealth, or EU citizen*
- *EU Londoners can vote in local elections and Mayor of London/London Assembly elections. The rest can vote in all elections.
- Be 18+
- Be a London resident
- Be registered to vote (You can register at 16)
- Show an accepted form of photo ID to vote in person

The law has changed. You now need one of these accepted forms of photo ID to vote in person.



UK, Channel Islands or EEA driving licence



UK, Commonwealth or EEA passport



Blue Badge scheme card



National identity card issued by an EEA state



60+ Oyster photocard or a Freedom Pass



Free Voter Authority Certificate



PASS card issued by the National Proof of Age Standards Scheme bearing the PASS hologram



Biometric Immigration Document

GREATER LONDON AUTHORITY

#NO VOTE NO VOICE

SOUK SHOUT OUT UK

Supported by the Greater London Authority, City Hall, Kamal Chunchie Way, London, E16 1ZE. Printed and promoted by Shout Out UK, 240 Portobello Road, London, W11 1LL.

The law has changed. Make sure you have an accepted form of photo ID to vote.



Everyone deserves fair and equal access to their democratic rights.

GREATER
LONDON
AUTHORITY

#NO
VOTE
NO VOICE

SOUK
SHOUT OUT UK

Supported by the Greater London Authority, City Hall, Kamal Chunchie Way, London, E16 1ZE. Printed and promoted by Shout Out UK, 240 Portobello Road, London, W11 1LL.

The Benefits of Registering to Vote

1. Making sure you are registered to vote and have the right photo ID to be able to vote, allows you to have your voice heard on the issues that matter to you.
2. The electoral register is used to select participants for jury service – diverse juries are more likely to result in fairer verdicts.
3. Improves your credit score. This is because lenders often use the electoral register to check your identity. Credit scores determine access to loans, interest rates and financial stability.

Your Impact

The law has changed.

Make sure you have an accepted photo ID to vote.

Your voice builds London, so get heard.



1774

Ignatius Sancho

Composer, abolitionist and first person of African descent to vote in a British general election



1910

Sophia Duleep Singh

Suffragette and campaigner for women's rights



1967

Sir Learie Constantine

Cricketer, first Black peer and one of the forefathers of the Race Relations Act.

GREATER
LONDON
AUTHORITY

#NO
VOTE
NO VOICE

SOUK
SHOUT OUT UK

Supported by the Greater London Authority, City Hall, Kamal Chunchie Way, London, E16 1ZE. Printed and promoted by Shout Out UK, 240 Portobello Road, London, W11 1LL.

Policy influence: your vote helps shape policies that impact care leavers, by addressing issues like education, housing, and support systems.

Community empowerment : voting and civic engagement inspires others in your community to do the same, creating a ripple effect for change.

Education: your vote can influence policies that could improve access to better education for care leavers .

Housing: voting can influence affordable housing options and initiatives to address homelessness among care leavers.

Support services: your participation can shape better support services for care leavers, including mental health resources.

Overcoming barriers to civic and democratic participation.



Lack of documents: If when you register to vote your details cannot be matched with government records, you may be asked to provide further documentation to prove your identity.

For more information, you can check out the FAQ on the Democracy Hub. <https://registertovote.london/faqs/#f-l-accordion-648c1fa386393-label-2>



Transportation: Accessing polling stations may be challenging due to transportation and accessibility limitations. Remember, you can register online and vote by post, or by proxy if you want to.



Housing stability: For those experiencing housing instability, establishing a fixed address can be complicated. However, you are still able to vote even if you don't have a fixed address.



Awareness: Knowing that you need an accepted form of photo Voter ID can be a challenge. Remember, you can apply for a free Voter Authority Certificate.

How to Vote

Get ready to vote in the
2 May 2024 London elections!



Register to vote
by midnight, Tuesday 16 April 2024.



Apply for a postal vote
by 5pm, Wednesday 17 April 2024.



Apply for a proxy vote
by 5pm, Wednesday 24 April 2024.



Apply for a free Voter Authority Certificate
by 5pm, Wednesday 24 April 2024.

GREATER
LONDON
AUTHORITY

#NO
VOTE
NO VOICE

SOUK
SHOUT OUT UK

Supported by the Greater London
Authority, City Hall, Kamal Chunchie
Way, London, E16 1ZE. Printed and
promoted by Shout Out UK, 240
Portobello Road, London, W11 1LL.

Step 1

Register to vote. Go to the online portal: <https://www.gov.uk/register-to-vote> and fill in the form. All you need is your name, address and date of birth. If you know your National Insurance number, this is useful too, (but you can still register without it).

Step 3

Decide how you want to vote. You can vote in person, by post or by proxy. To vote by post or proxy, you need to submit an application, which you can find here: <https://www.gov.uk/apply-postal-vote> and here: <https://www.gov.uk/apply-proxy-vote>

Step 2

If you want to vote in person, make sure you have accepted form of photo Voter ID, or apply for a Voter Authority Certificate if you don't. <https://www.gov.uk/apply-for-photo-id-voter-authority-certificate>.

Step 4

Cast your vote! On election day, if you choose to vote in person, bring your photo Voter ID and head to your designated polling station. Otherwise, make sure you send your postal vote in advance of election day or let your proxy know who you want to vote for.

"Be aware of the deadlines for upcoming elections!"

Voter Authority Certificate

Know the requirements:


- Make sure you are registered to vote at your current address. You do not need a fixed address to register to register to vote.
- Make sure you have an accepted photo Voter ID.
- If you do not have an accepted form of photo ID you can apply for a free Voter Authority Certificate by following this link - <https://www.gov.uk/apply-for-photo-id-voter-authority-certificate>.

NOTE: Processing times may vary, so apply asap, do not wait to get close to the election. You will need a recent, digital passport - like photo of yourself.

No photo ID? No problem.
You can apply for a free
Voter Authority Certificate.



Grab your National Insurance number.



Find a recent digital photo of yourself,
or take a new one.



Submit your application at
www.gov.uk/apply-for-photo-id-voter-authority-certificate

GREATER
LONDON
AUTHORITY

#NO
VOTE
NO VOICE

SOUK
SHOUT OUT UK

Supported by the Greater London Authority, City Hall, Kamal Chunchie Way, London, E16 1ZE. Printed and promoted by Shout Out UK, 240 Portobello Road, London, W11 1LL.

Links and further resources

Where can I find more information and support?

The Electoral Commission has published national guidance on - electoralcommission.org.uk/voterID

Linkedin Blog - https://www.linkedin.com/pulse/voter-id-registration-partnership-for-young-london-qj96c/?trk=organization_guest_main-feed-card_feed-article-content

Further information and resources on voting and elections in London at the GLA Democracy Hub - <https://registertovote.london/>

ShoutOut UK - <https://www.shoutoutuk.org/> Democracy classroom - <https://www.democracyclassroom.com/>

To find out about candidates for upcoming elections who are standing in your area go to - <https://whocanivotefor.co.uk/>

You can apply online for a British passport at <https://www.gov.uk/apply-renew-passport>. You can pick up passport application forms from your local Post Office (find their branch at <https://www.postoffice.co.uk/branch-finder>) and apply by post, or use the Post Office Check and Send service (more info at <https://www.gov.uk/how-the-post-office-check-and-send-service-works>). You can apply for, renew or update your licence, view or share your driving licence at <https://www.gov.uk/browse/driving/driving-licences>